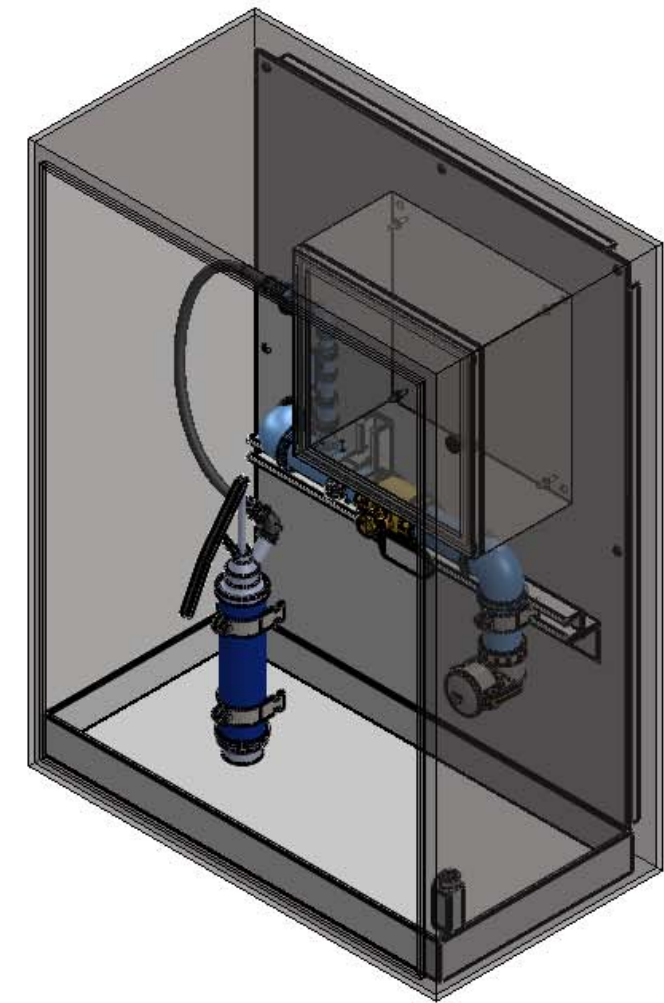
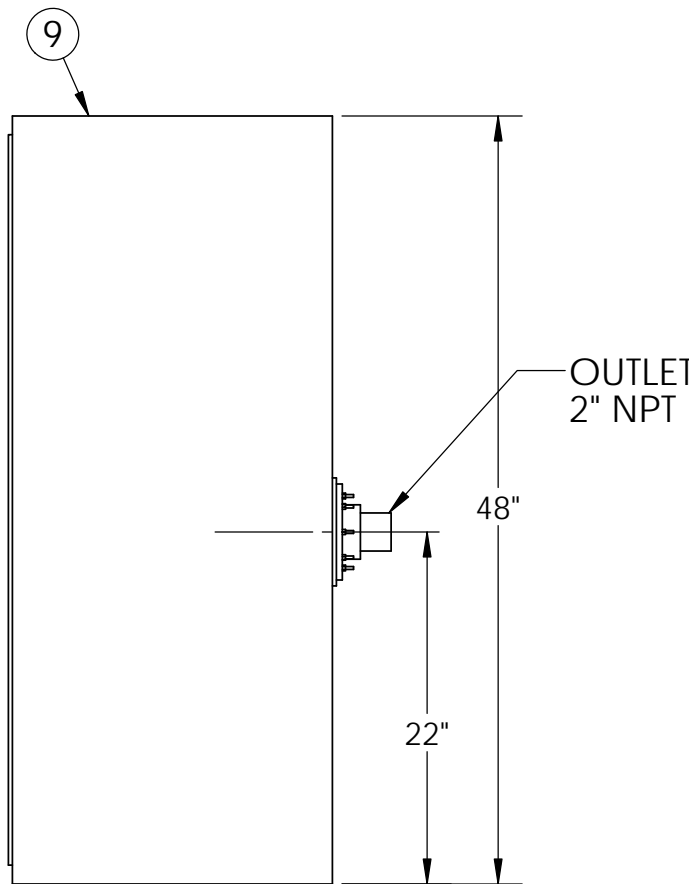
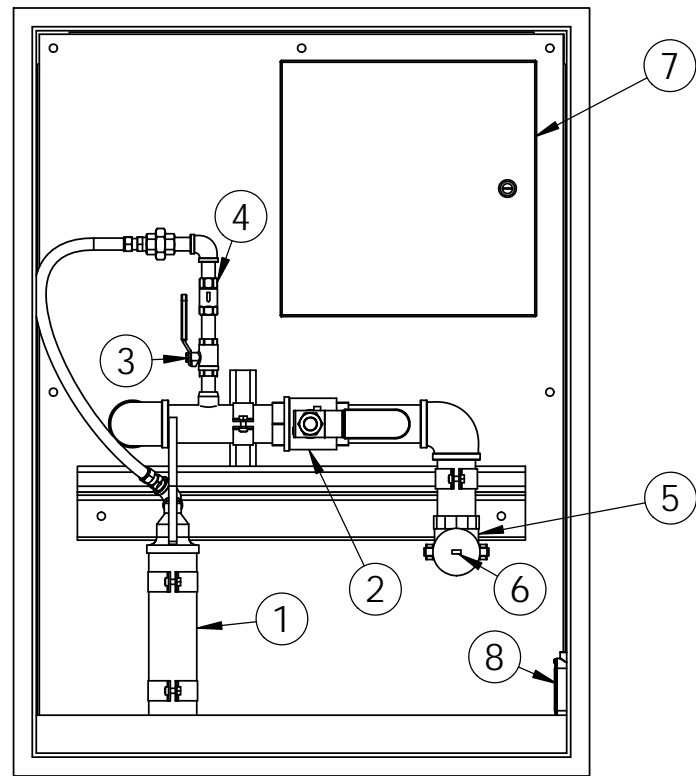


ITEM #	ITEM	DESCRIPTION	QTY.
1	HAND PUMP	LINCOLN - MODEL 1340, LEVER, 1-1/2" & 2" CONNECTION	1
2	BALL VALVE	APOLLO - 64-108-01, 2" NPT	1
3	BALL VALVE	APOLLO - 70-103-01, 1/2" NPT	1
4	CHECK VALVE	CONBRACO - 61-103-01, 1/2" NPT	1
5	CAMLOCK CONNECTION	PT COUPLING - 1070720, W/ CHECK VALVE, AL	1
6	DUST PLUG	PT COUPLING - 2" AL	1
7	ENCLOSURE PANEL	HAMMOND - EN4SD16168GY, 16" H X 16" W X 8" D	1
8	RBS SWITCH	ISP - LS-170	1
9	CABINET	STAINLESS STEEL NEMA 4	1

PIPING SPECIFICATION - PS-100

FOR SUBMITTAL ONLY



DOOR REMOVED TO SHOW INTERIOR PIPING

DOOR REMOVED TO SHOW INTERIOR PIPING
UNIT INCLUDES DOOR WITH 3-POINT LATCH AND LOCK

DATE TO FLOOR:
DUE DATE:
ENGINEER:

NOTE:
1.) DIMENSIONS MAY VARY 1/8" DUE TO STANDARD PRACTICES



JOB #: XXXXX

DRAWN: PW / GW
DATE: 7/29/2014

TITLE: FP-100SS-2,3,4		
SIZE B	DWG. NO. 14-138-20-10	REV 2
SHEET 1 OF 1		