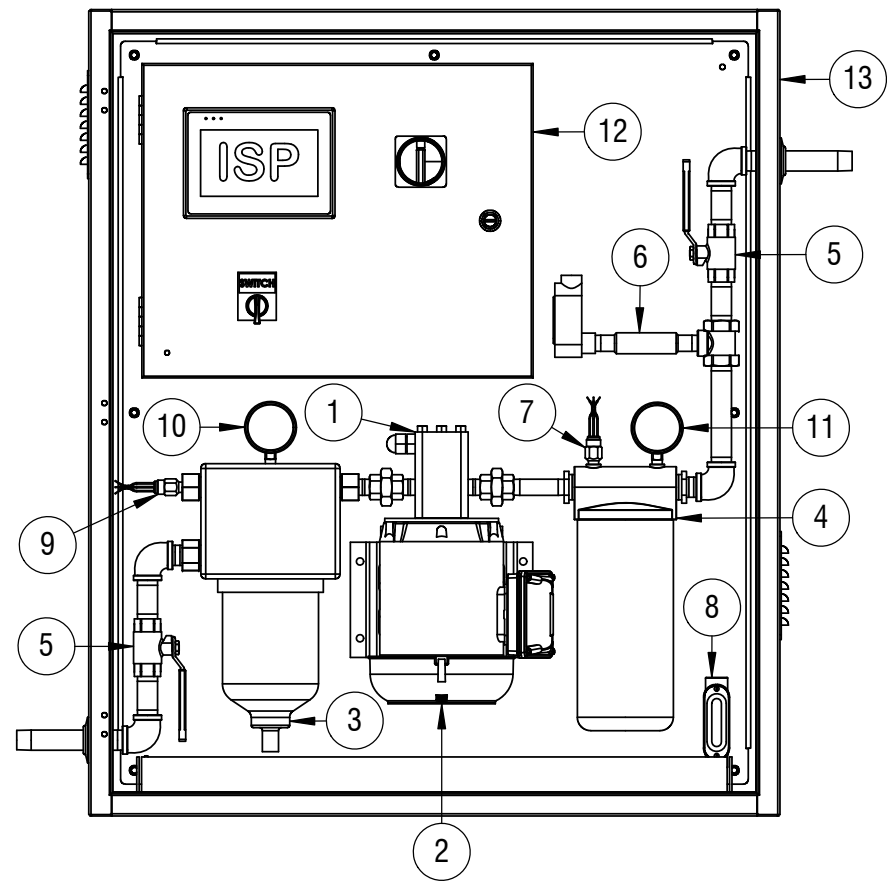

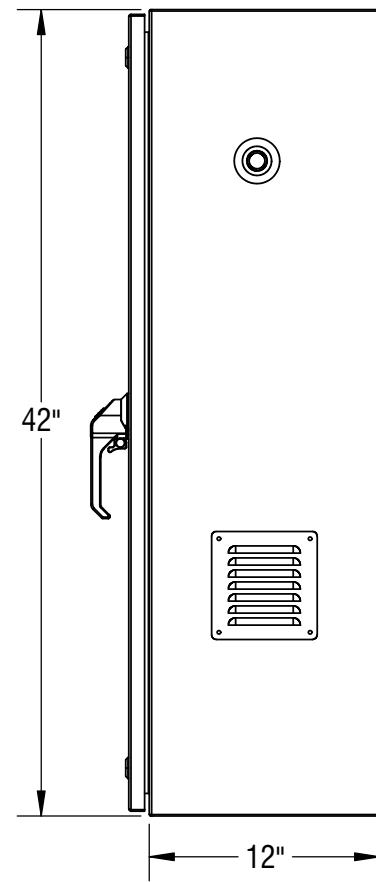


ITEM	QTY	DESCRIPTION	MODEL	MAKE
1	1	PUMP - UL LISTED - 240 GPH @ 25 PSIG - BUNA N LIP SEAL - WITH RV	SG-0510	VIKING
2	1	MOTOR - 1/3 HP - 1750 RPM - TEFC - 56C FRAME - 1/60/115/208-230		WEG
3	1	30 MICRON FILTER / WATER SEPARATOR	SWK2000/18	SEPAR FILTER
4	1	2 MICRON FILTER	800 HS	CIM-TEK
5	2	BALL VALVE - BRONZE - 3/4" NPT	70-104-01	APOLLO
6	1	FLOW SWITCH - BRASS - 3/4" NPT	V6-EPB-B-S-2-B	DWYER
7	1	PRESSURE SWITCH - 1/4" NPT	AVA	PVS
8	1	RBS SWITCH	F7-SB	DWYER
9	1	VACUUM SWITCH - 1/4" NPT	AVA	PVS
10	1	SUCTION GAUGE - 30Hg-0-15psig - 2-1/2" DIAL - 1/4" NPT		SEPAR
11	1	DISCHARGE GAUGE - 0-60 PSIG - 2-1/2" DIAL - 1/4" NPT		CIM-TEK
12	1	CONTROL PANEL - 20" W x 16" T x 6" D		ISP FUEL SYSTEMS
13	1	ENCLOSURE - CS - 42" T x 36" W x 12" D	SCE-42EL3612LPPL	SAGINAW

**FOR SUBMITTAL ONLY**



DOOR HIDDEN IN THIS VIEW FOR CLARITY PURPOSES



DOOR HIDDEN IN THIS VIEW FOR CLARITY PURPOSES

**NOTES:**

- 1.) ALL PIPING IS SCHEDULE 40 CARBON STEEL.
- 2.) ALL FITTINGS ARE 150# BMI THREADED.
- 3.) SUPPORT STRUCTURE NOT SHOWN.
- 4.) DIMENSIONS MAY VARY UP TO 1/8".
- 5.) ASSEMBLE IN ACCORDANCE WITH: PIPING SPECIFICATION PC-1500; BUILD SPECIFICATIONS 18-003-21-22-00 & 18-003-21-24-00.

DRAWN S.BECKETT	DATE 01/10/2018	APPROVED BY	DATE	CUSTOMER
MATERIAL	FINISH	SERVICE #2 FUEL OIL		
DRAWING TITLE/PROJECT ISP FILTRATION SYSTEM		STATUS	SIZE B	SCALE 1:10
JOB NO. 35-xxx		SHEET 1 OF 1	DRAWING NUMBER 18-003-21-20	REV. -

